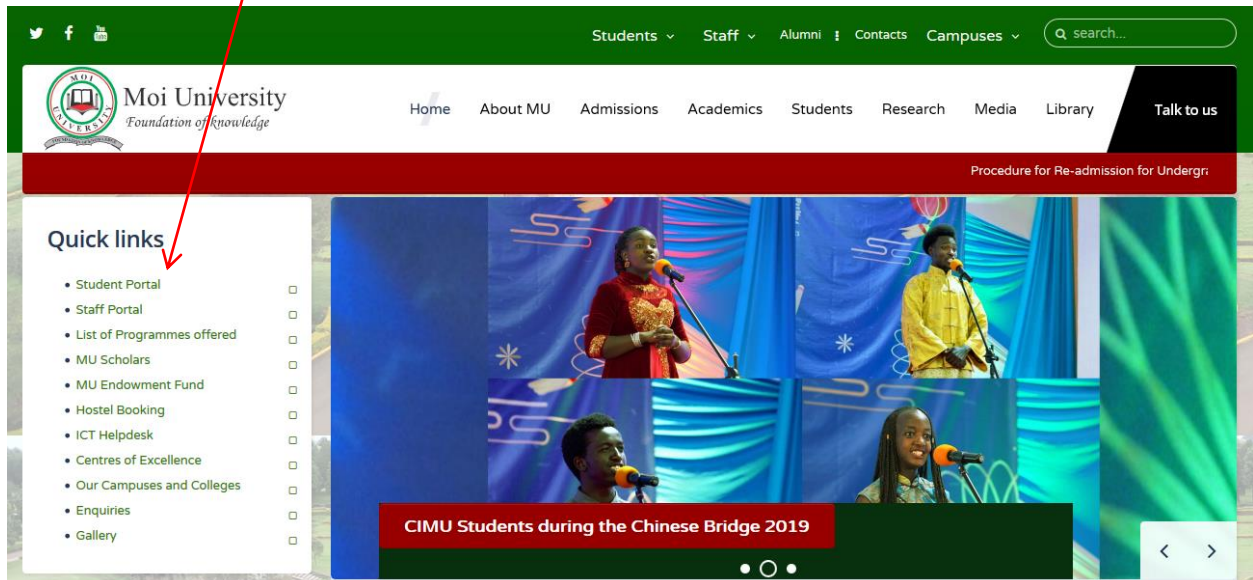



STUDENT PORTAL INSTRUCTIONS

Want to login to the NEW Student Portal (<https://portal.mu.ac.ke>) but don't have a password? or have forgotten your password?

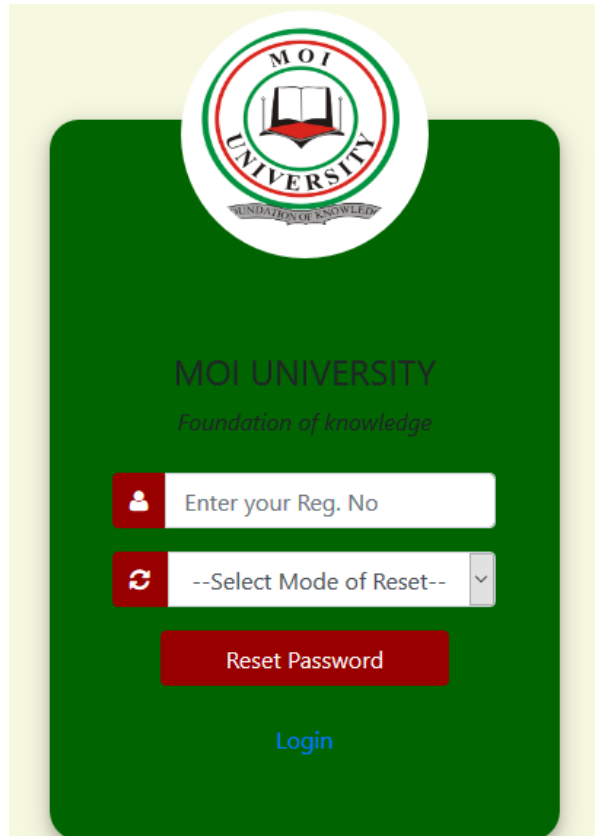
1. Go to **Moi University website** on <https://mu.ac.ke>
2. While on the **University website** home page locate **Quick links**, Under **Quick links** locate **Student Portal** link and click it



3. A new page opens taking you to the **portal's login page** (see screenshot below). While on the portal login page, locate **Forgot your password?** link and click it



4. A page opens (see screenshot below), where you:
 - a. Enter your “**Reg. No.**”, select mode of reset: “**Email**” and click “**Reset Password**” button



5. After clicking the “**Reset Password**” a small window appears (see below)

A new password has been sent to your email (maryjames@gmail.com)

OK

6. Go to your **email** and **copy the password** and use it to login to the student portal
7. After you login you may change the password to your preference.